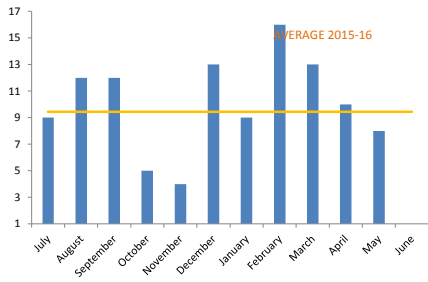




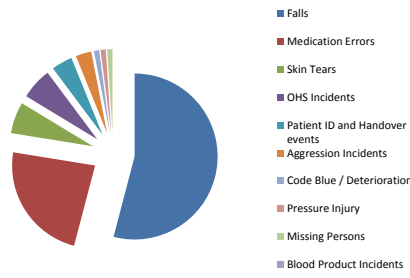
# Key Performance Indicator Dashboard

## ACUTE UNIT May 2017

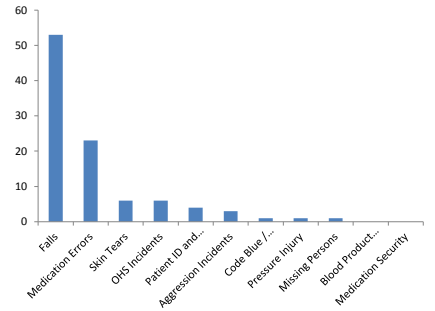
### INCIDENT NUMBERS YEAR TO DATE



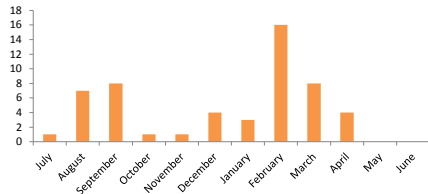
### INCIDENT PROFILE 2016-17



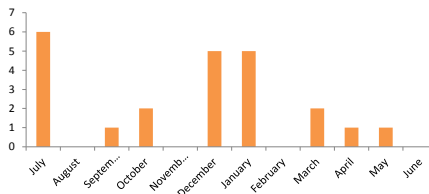
### INCIDENT PROFILE YEAR TO DATE



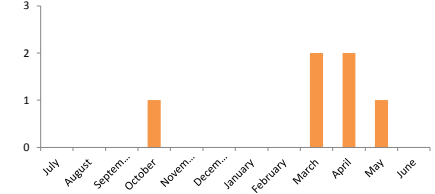
### Falls



### Medication Errors



### Skin Tears



Likely Falls for 2016-2017 =

**53**

Likely Medication Errors for 2016-2017=

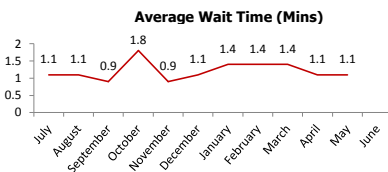
**23**

Likely Skin Tears for 2016-2017=

**6**

### Call Bell Wait times

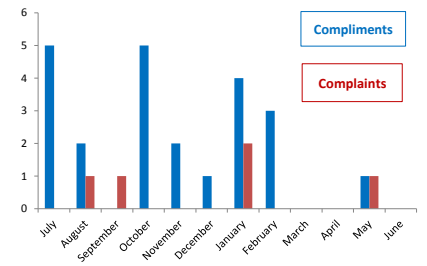
|             |      |      |
|-------------|------|------|
| LONGEST     | 13.1 | MINS |
| AVERAGE     | 1.1  | MINS |
| MAX REPEATS | 6    |      |



### BHS Quality Projects Registered for May

1. Specialist Geriatrician for BHS
2. Electronic tablets for the DNS now in use
3. Consumers suggest modifications to ensuites before building works commence

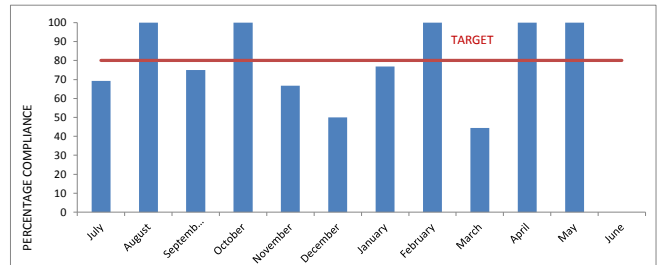
### Compliments & Complaints



### AUDIT SYSTEM

| Audit No. | Audit Name                              | YTD Results | YTD Completed Audits |
|-----------|---|-------------|----------------------|
| 1         | Care Planning                           | 100         | 2                    |
| 2         | Medication Management                   | 93          | 2                    |
| 3         | Post Discharge Follow-up                |             |                      |
| 4         | Pain Management                         | 92          | 2                    |
| 6         | Clinical Deterioration in Acute patient | 84          | 1                    |
| 7         | Length of Stay                          | 88          | 3                    |
| 9         | Continence                              | 95          | 2                    |
| 11        | Blood and Blood Products (as required)  | 98          | 6                    |
| 12        | Pressure Injury                         | 88          | 4                    |
| 13        | Clinical Handover                       | 84          | 3                    |
| 14        | Falls Prevention                        | 92          | 4                    |
| 15        | Patient Identification                  | 100         | 4                    |
| 22        | Fire, Security & Other Emergencies      | 100         | 2                    |
| 27        | Medical Records                         | 74          | 1                    |
| 28        | Documentation Audit                     | 64          | 2                    |
| 32        | Acute Transfer                          | 80          | 5                    |
| 33        | Urgent Treatment Room                   | 89          | 4                    |
| 95        | No Lift                                 | 75          | 1                    |
| 41        | Clinical Waste Audits                   | 89          | 1                    |
| 21        | Emergency Preparedness                  | 88          | 3                    |

### AUDIT COMPLIANCE



### Occupational Assaults

